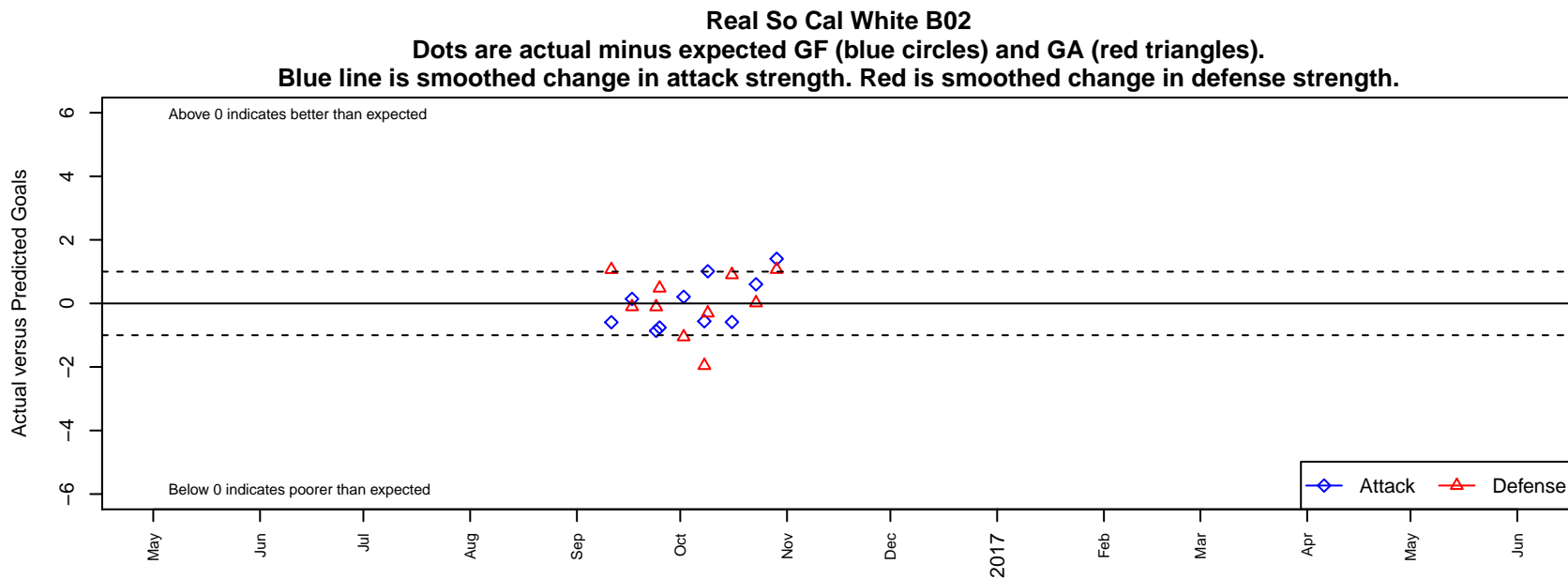


Real So Cal White B02

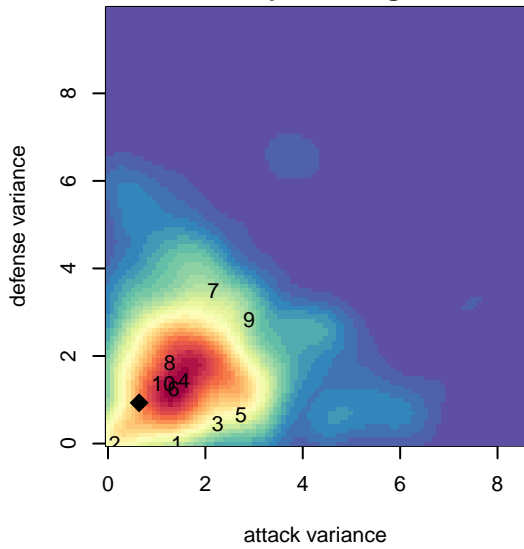
, CAS
B02 total strength=1693
attack=17.39 defense=28.07
fall league = SCDL FI1 U15

alt names used:
Real So Cal B02 White

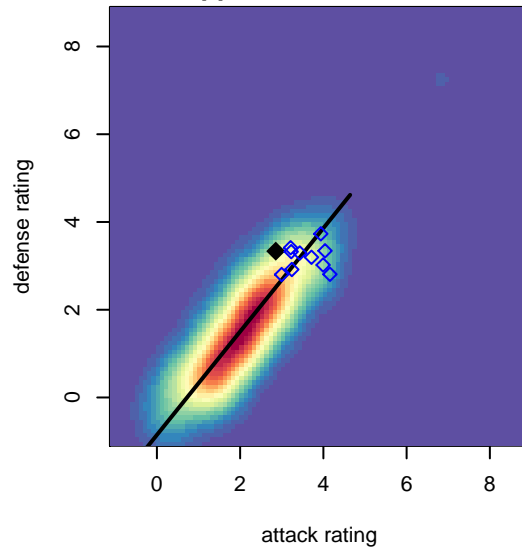
Venues played:
2016 SCDL FI1 U15



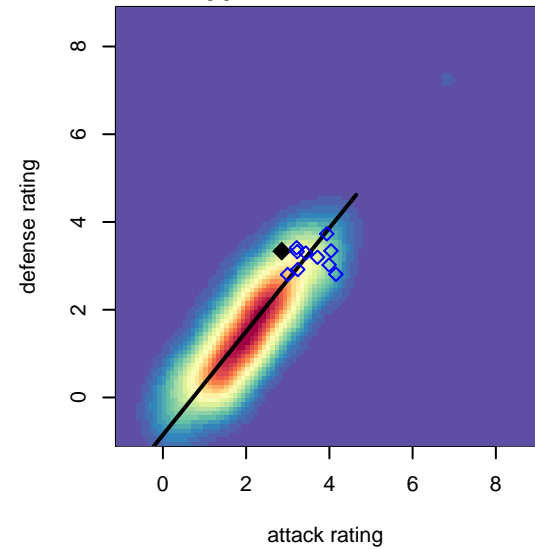
**attack and defense variance (black dot)
relative to other teams
and top 10 in region**



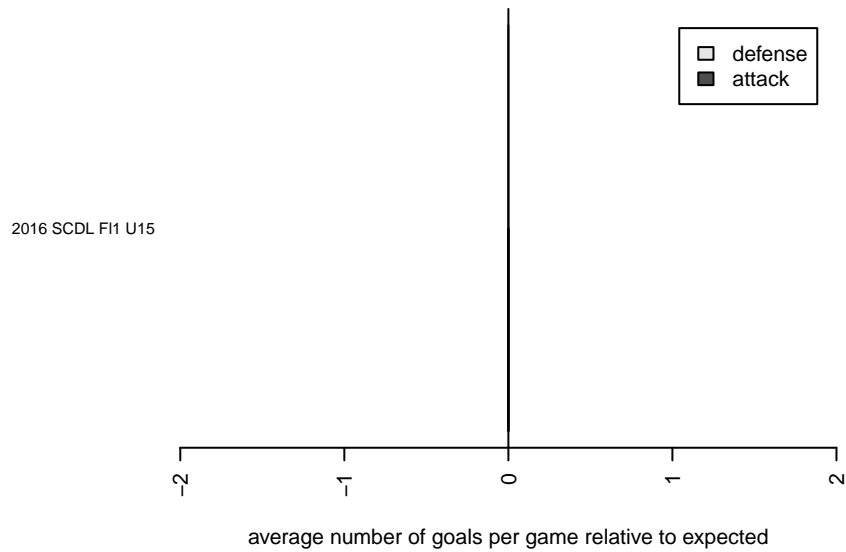
**attack and defense rating
relative to others at age
and all opponents in last 13 months**



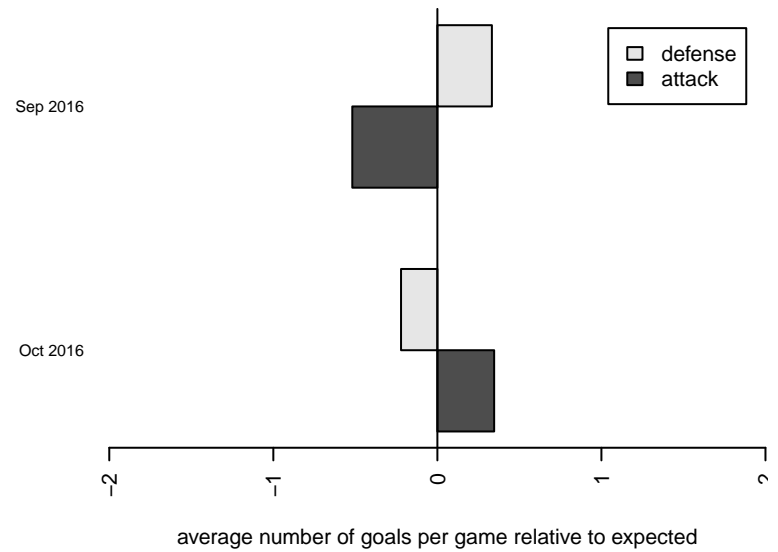
**attack and defense rating
relative to others at age
and all opponents in last 13 months**



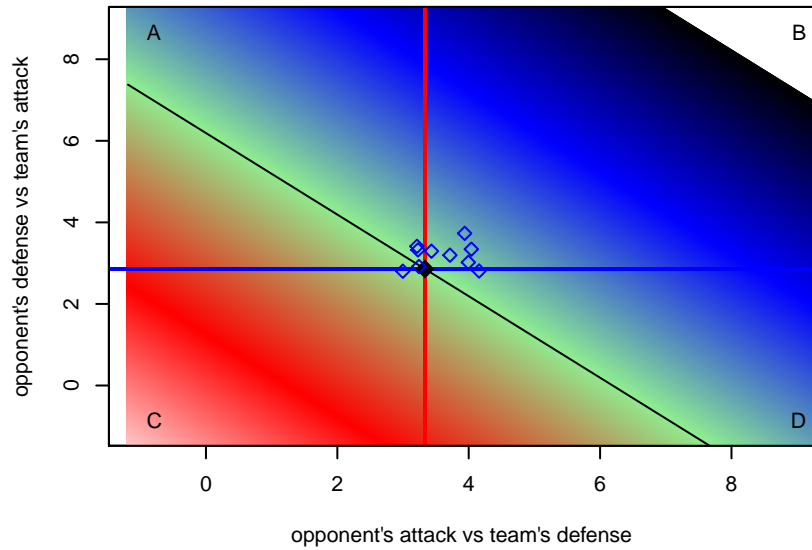
Performance relative to 13 month average



Performance relative to 13 month average



Distribution of opponents
 Red = Lose zone, Blue = Win zone, Green = Even
 Black line separates win/lose zones



lot. A=Neither has attack advantage, B=Opponent has both attack and defense advantage, C=Opponent has both attack and defense disadvantage, D=Both have

date	home		away		venue	pred.home	pred.away
2016-10-29	Real So Cal White B02	2	LA Galaxy South Bay Elite B02	0	2016 SCDL FI1 U15	0.60	1.07
2016-10-23	West Coast FC B02	2	Real So Cal White B02	1	2016 SCDL FI1 U15	2.02	0.40
2016-10-16	Real So Cal White B02	0	LA Galaxy South Bay Gold B02	0	2016 SCDL FI1 U15	0.59	0.90
2016-10-09	Real So Cal White B02	2	Strikers FC North B02	1	2016 SCDL FI1 U15	0.99	0.70
2016-10-08	Pateadores IER B02	4	Real So Cal White B02	0	2016 SCDL FI1 U15	2.04	0.56
2016-10-02	Real So Cal White B02	1	CDA Slammers Vargas B02	3	2016 SCDL FI1 U15	0.79	1.95
2016-09-25	Strikers FC South Coast B02	1	Real So Cal White B02	0	2016 SCDL FI1 U15	1.48	0.76
2016-09-24	Strikers FC SB Black B02	1	Real So Cal White B02	0	2016 SCDL FI1 U15	0.89	0.86
2016-09-17	Real So Cal White B02	1	Beach FC South Bay Black B02	2	2016 SCDL FI1 U15	0.86	1.89
2016-09-11	Temecula Valley Hawks B02	0	Real So Cal White B02	0	2016 SCDL FI1 U15	1.07	0.59